

International Equity Fund

INVESTMENT OBJECTIVE

The International Equity Fund seeks long-term capital appreciation. Current income is a secondary consideration in selecting portfolio investments.

OUR APPROACH

The International Equity Fund invests at least 80% of its total assets in the equity securities of non-U.S. based companies. The International Equity Fund typically invests in common stocks. The Advisor seeks to build a portfolio that we believe to be exceptional companies, across the capitalization range. The International Equity Fund typically holds a portfolio of between 40 to 70 securities which the Advisor believes have the potential for growth.

A PORTFOLIO FOCUSED ON EXCEPTIONAL COMPANIES

The Fund seeks to invest in exceptional companies that save time, lives, money or headaches, or provide an exceptional value proposition to consumers. The portfolio is comprised of these organizations that we believe have the potential to grow revenues and earnings significantly over a three-to-five-year investment time horizon and beyond.

FUND DETAILS

CUSIP NUMBER:	115291767
NASDAQ SYMBOL:	BCISX
NET ASSETS:	\$32.2 MILLION
NET EXPENSE RATIO:	1.01% ¹
GROSS EXPENSE RATIO:	1.62%
INITIAL INVESTMENT:	
(REGULAR/IRA & COVERDELL)	\$500,000
SUBSEQUENT INVESTMENT:	\$500
SHARE CLASS:	Institutional
INCEPTION DATE:	08/01/2014

QUARTER END PERFORMANCE

06/30/17	3 Months	YTD	1 Year	Annualized			
				3 Years	5 Years	10 Years	Since Inception**
Fund*	7.11%	14.71%	13.56%	2.06%	10.67%	1.22%	4.16%
MSCI EAFE	6.37%	14.22%	20.83%	1.61%	9.18%	1.50%	4.65%
MSCI AC World (ex US)	5.99%	14.45%	21.00%	1.27%	7.70%	1.59%	5.22%
Morningstar Foreign Large Growth	8.04%	18.03%	17.95%	2.63%	8.67%	2.01%	N/A

MONTH END PERFORMANCE

07/31/17	3 Months	YTD	1 Year	Annualized			
				3 Years	5 Years	10 Years	Since Inception**
Fund*	4.93%	16.09%	11.47%	3.06%	10.51%	1.40%	4.21%
MSCI EAFE	6.65%	17.53%	18.32%	3.26%	9.55%	1.94%	4.79%
MSCI AC World (ex US)	7.56%	18.70%	19.55%	2.84%	8.18%	1.99%	5.40%
Morningstar Foreign Large Growth	7.89%	22.34%	17.27%	4.80%	9.18%	2.44%	N/A

*Performance of the institutional class prior to 8/1/2014 is based on the performance of the investor class.

**Inception date for the Institutional Share Class is 12/15/2011. The Funds inception date is 5/28/99.

The performance information quoted above represents past performance, which is not a guarantee of future results. Investment return and principal value of an investment will fluctuate so that an investor's shares, when redeemed, may be worth more or less than their original cost. Current performance may be lower or higher than the performance data quoted. An investor may obtain performance data current to the most recent month-end by visiting www.browncapital.com.

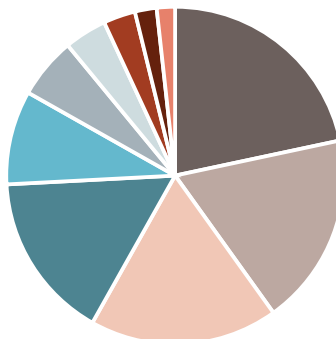
International Equity Fund

SIGNIFICANT HOLDINGS*2

ICON PLC	4.67%
RELX PLC	4.67%
Carnival Corp.	4.47%
Total Produce PLC	3.42%
Chocoladefabriken Lindt & Spruengli AG	3.41%
DCC PLC	3.24%
Wolters Kluwer NV	2.93%
Diageo PLC	2.75%
Fomento Economico Mexicano	2.73%
SAB de CV	
Carl Zeiss Meditec AG	2.69%

* % of total assets Note: Subject to change.

PORTFOLIO COMPOSITION

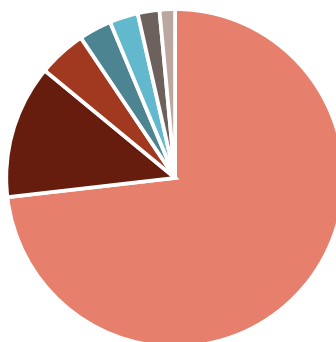


SECTOR*

Health Care	21.66%
Consumer Staples	18.44%
Industrials	18.05%
Consumer Discretionary	16.02%
Information Technology	9.01%
Financials	5.85%
Energy	4.07%
Materials	3.07%
Cash	2.08%
Real Estate	1.75%

* % total assets Note: Subject to change.

COUNTRY COMPOSITION




REGIONS*

Europe	73.18%
Pacific	12.79%
North America	4.61%
Israel	3.13%
Emerging Latin America	2.73%
Cash	2.08%
Emerging Emea	1.48%

* % total assets Note: Subject to change.

INTERNATIONAL INVESTMENT TEAM



[Duncan J. Evered](#)

Managing Director
Senior Portfolio Manager
32 years industry
experience



[Maurice L. Haywood, CFA](#)

Managing Director
Senior Portfolio Manager
Senior Analyst
29 years industry
experience

The International Team has over 60 years of cumulative experience, and has an average of more than 25 years' experience. Each team member is both an analyst and a portfolio manager. As analysts, they are each charged with conducting painstaking fundamental analysis, scrutinizing every facet of a potential investment in order to uncover the international companies we believe have exceptional long-term growth potential. As portfolio managers, their goal is to leverage their own research as well as the other teams' in order to build a benchmark-agnostic, diversified portfolio that grows client capital over the long term. As a team, they have navigated the International Equity and International Small Company Services, and the International Equity Fund through multiple market cycles.

INVESTMENT ADVISOR

Brown Capital Management, LLC
1201 N Calvert St
Baltimore, MD 21202

SHAREHOLDER SERVICES

ALPS Fund Services, Inc.
Member FINRA/SIPC
1290 Broadway Ste. 1100
Denver, CO 80203
1.877.892.4BCM (4226)

International Equity Fund

Principal Risks of Investing in the Fund: As with all mutual funds, an investment in the Fund is subject to investment risks, including, without limitation, market risk, investment style risk, investment advisor risk, market sector risk, equity securities risk, portfolio turnover risk, foreign securities risk, and other risks as set forth in the Fund's prospectus. Foreign investing involves special risks such as risk of loss from currency fluctuation or political or economic uncertainty.

1 "Net Operating Expenses" are based upon actual expenses incurred by the Fund's Institutional Shares for the fiscal year ended March 31, 2017. The Advisor has entered into an Expense Limitation Agreement with the International Equity Fund under which it has agreed to reduce the amount of the investment advisory fees to be paid to the Advisor by the International Equity Fund and to assume other expenses of the International Equity Fund, if necessary, in an amount that limits the International Equity Fund's annual operating expenses (other than interest, taxes, brokerage commissions, acquired fund fees and expenses, other expenditures which are capitalized in accordance with generally accepted accounting principles, other extraordinary expenses not incurred in the ordinary course of the International Equity Fund's business, and amounts, if any, payable under a Rule 12b-1 distribution plan) to not more than 1.00% until July 31, 2018. The Expense Limitation Agreement may not be terminated by either party prior to that date. Subject to certain conditions such as Fund asset levels being at certain thresholds and operating expenses for the International Equity Fund being less than the operating expense limit for the International Equity Fund, the International Equity Fund may at a later date reimburse the Advisor for fees waived or limited and other expenses assumed by the Advisor pursuant to the Expense Limitation Agreement. Reimbursement for fees previously waived are subject to Board approval and are only applicable to fees waived or limited and other expenses assumed by the Advisor in the three (3) fiscal years. See the "Management of the Funds-Expense Limitation Agreements" section in the prospectus for more detailed information.

2 All holdings information is provided for informational purposes only and should not be interpreted as a recommendation to purchase any of the securities/sectors represented. The "Significant Holdings" represent the ten largest holdings of total assets based on the Fund's current market value. "

EAFE-The MCSI EAFE Index (Europe, Australia, Far East) is a free float-adjusted market capitalization index that is designed to measure the equity market performance of developed markets excluding the U.S. and Canada. **AC World (ex US)-The MSCI All Country World Index** excluding the U.S. is a free-float-adjusted market capitalization weighted index that is designed to measure the equity market performance of developed and emerging markets. **Morningstar Foreign Large Growth** portfolios focus on high-priced growth stocks, mainly outside of the United States. Most of these portfolios divide their assets among a dozen or more developed markets, including Japan, Britain, France, and Germany. These portfolios primarily invest in stocks that have market caps in the top 70% of each economically integrated market (such as Europe or Asia ex-Japan). Growth is defined based on fast growth (high growth rates for earnings, sales, book value, and cash flow) and high valuations (high price ratios and low dividend yields). These portfolios typically will have less than 20% of assets invested in U.S. stocks.

An investor should consider the investment objectives, risks, charges, and expenses of the Fund carefully before investing. The prospectus contains this and other information about the Fund. A copy of the prospectus is available at the link below or by calling Shareholder Services at 1-877-892-4226. The prospectus should be read carefully before investing.